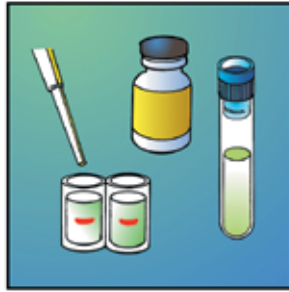


Agri-Screen Procedure for DON

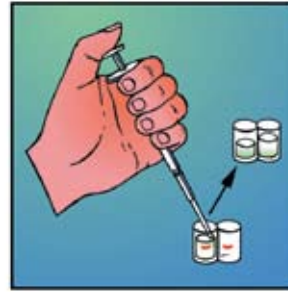
Note: Please read kit instructions completely before performing test.
Questions? Call 800/234-5333 or 517/372-9200.



1. Add 100 μ L conjugate to each red marked mixing well.



2. Add 100 μ L control and sample to their respective wells. Mix.



3. Transfer 100 μ L to antibody wells. Incubate for 5 minutes.



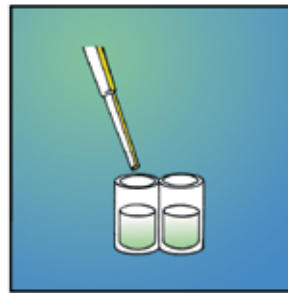
4. Dump liquid from antibody wells.



5. Wash wells thoroughly 5 times with deionized water.



6. Tap out water on absorbent paper towel.



7. Add 100 μ L substrate to wells. Incubate for 5 minutes.



8. Add 100 μ L Red Stop to wells.



9. Visually read results.

Product Specifications

Control provided:

1 ppm

Testing time:

7-10 minutes

Antibody cross-reactivity:

DON 100%. Also cross-reactive with 3-acetyl DON but does not bind to other trichothecenes.



620 Leshar Place • Lansing, MI 48912
800/234-5333 (USA and Canada only) • 517/372-9200 • fax: 517/372-2006
e-mail: foodsafety@neogen.com • www.neogen.com